

1 This Excel workbook must be sent to ISBE
2 and retained within the district/joint agreement
3 administrative office for public inspection.

ILLINOIS STATE BOARD OF EDUCATION
 School Business Services
 (217)785-8779

Note: Submit the "Annual Statement of Affairs" to
ISBE in the Excel workbook without removing sheets
to avoid problematic issues when separating the
worksheets.

ANNUAL STATEMENT OF AFFAIRS FOR THE FISCAL YEAR ENDING

June 30, 2021

(Section 10-17 of the School Code)

SCHOOL DISTRICT/JOINT AGREEMENT NAME: **Dinnick Community Consolidated School District #175**
 RCDT NUMBER: **050-35-0175-04-0000**
 ADDRESS: **297 North 33rd Road, LaSalle, IL 61301**
 COUNTY: **LaSalle**
 NAME OF NEWSPAPER WHERE PUBLISHED: **News Tribune**

[Annual Statement of Affairs Instructions](#)

DISTRICT TYPE
 Elementary
 High School
 Unit
 Joint Agreement

Joint agreements MUST report enrollment if they work directly with student instruction.

YES X The statement of affairs has been made available in the main administrative office of the school district/joint agreement and the required Annual Statement of Affairs Summary has been published in accordance with Section 10-17 of the School Code.

ASSURANCE

19	CAPITAL ASSETS	VALUE
20	WORKS OF ART & HISTORICAL TREASURES	0
21	LAND	120,450
22	BUILDING & BUILDING IMPROVEMENTS	7,552,841
23	SITE IMPROVEMENTS & INFRASTRUCTURE	708,920
24	CAPITALIZED EQUIPMENT	596,541
25	CONSTRUCTION IN PROGRESS	0
26	Total	8,978,752
27		
28	NUMBER OF PUPILS ENROLLED PER GRADE	
29	PRE-KINDERGARTEN	2
30	KINDERGARTEN	14
31	FIRST	13
32	SECOND	15
33	THIRD	9
34	FOURTH	18
35	FIFTH	24
36	SIXTH	10
37	SEVENTH	18
38	EIGHTH	19
39	SPECIAL (Special Ed or other enrollment not included on lines 29-38)	1
40	Total Elementary	143
41	NINTH	0
42	TENTH	0
43	ELEVENTH	0
44	TWELFTH	0
45	SPECIAL (Special Ed or other enrollment not included on lines 41-44)	0
46	Total Secondary	0
47	Total District	143
48		
49		

SIZE OF DISTRICT IN SQUARE MILES	60
NUMBER OF ATTENDANCE CENTERS	1
9 MONTH AVERAGE DAILY ATTENDANCE	124
NUMBER OF CERTIFICATED EMPLOYEES	
FULL-TIME	12
PART-TIME	5
NUMBER OF NON-CERTIFICATED EMPLOYEES	
FULL-TIME	2
PART-TIME	4
TAX RATE BY FUND (IN %)	
EDUCATIONAL	0.920000
OPERATIONS & MAINTENANCE	0.250000
BOND & INTEREST	0.047140
TRANSPORTATION	0.120000
MUNICIPAL RETIREMENT	0.000000
SOCIAL SECURITY	0.025560
WORKING CASH	0.050000
FIRE PREVENTION & SAFETY	0.000000
TORT IMMUNITY	0.062900
CAPITAL PROJECTS	0.000000
SPECIAL EDUCATION	0.020000
LEASING	0.007870
OTHER	0.000000
OTHER	0.000000
DISTRICT EQUALIZED ASSESSED VALUATION (EAV)	127,192,854
EQUALIZED ASSESSED VALUATION PER ADA PUPIL	1,026,577
TOTAL LONG-TERM DEBT ALLOWED	8,776,307
TOTAL LONG-TERM DEBT OUTSTANDING AS OF June 30, 2021	1,270,000
PERCENT OF LONG-TERM DEBT OBLIGATED CURRENTLY	14.47%

	A	B	C	D	E	F	G	H	I	J	K	
	STATEMENT OF ASSETS AND LIABILITIES											
	AS OF JUNE 30, 2021											
	Description	Acct No	(10) Educational	(20) Operations & Maintenance	(30) Debt Service	(40) Transportation	(50) Municipal Retirement & Social Security	(60) Capital Projects	(70) Working Cash	(80) Tort	(90) Fire Prevention & Safety	
5	CURRENT ASSETS (100)											
6	Cash (Accounts 111 thru 115)		787,205	634,545	206,048	149,448	73,400			30,963		
7	Investments	120	1,904,664									
8	Taxes Receivable	130										
9	Interfund Receivables	140										
10	Intergovernmental Accounts Receivable	150										
11	Other Receivables	160										
12	Inventory	170										
13	Prepaid Items	180										
14	Other Current Assets	190	11,138									
15	Total Current Assets		2,703,007	634,545	206,048	149,448	73,400	0	0	30,963	0	
16	CURRENT LIABILITIES (400)											
17	Interfund Payables	410										
18	Intergovernmental Accounts Payable	420										
19	Other Payable	430										
20	Contracts Payable	440										
21	Loans Payable	460										
22	Salaries & Benefits Payable	470										
23	Payroll Deductions & Withholdings	480										
24	Deferred Revenues & Other Current Liabilities	490										
25	Due to Activity Fund Organizations	493										
26	Total Current Liabilities		0	0	0	0	0	0	0	0	0	
27	LONG-TERM LIABILITIES (500)											
28	Long-Term Debt Payable	511										
29	Total Liabilities		0	0	0	0	0	0	0	0	0	
30	Reserved Fund Balance	714										
31	Unreserved Fund Balance	730	2,703,007	634,545	206,048	149,448	73,400			30,963		
32	Investments in General Fixed Assets											
33	Total Liabilities and Fund Balances		2,703,007	634,545	206,048	149,448	73,400	0	0	30,963	0	
34												
35												
36	* Above should match the amounts in the Annual Financial Report (AFR) on the "Assets-Liab" tab											
37												
38												
39	Change in cash position											
40	Fiscal Year 21 -Cash and Investments		2,691,869	634,545	206,048	149,448	73,400	0	0	30,963	0	
41	Fiscal Year 20 -Cash and Investments*											
42	Change in cash position		2,691,869	634,545	206,048	149,448	73,400	0	0	30,963	0	
43												
44												
45	*The prior year cash and investments can be found on prior year Annual Financial Report (AFR) on the "Assets/Liab" tab.											

SALARY SCHEDULE OF GROSS PAYMENTS FOR CERTIFICATED PERSONNEL AND NON-CERTIFICATED PERSONNEL

This listing must be published in the local newspaper, sent to ISBE, and retained within your district/joint agreement administrative office for public inspection.

Dimmick Community Consolidated School District #175
050-35-0175-04-0000

GROSS PAYMENT FOR CERTIFIED PERSONNEL

A	B	C	D	E	F	G
1						
2						
3						
4						
5						
6						
7						
8						
9						
10						
11						
12	Salary Range: Less Than \$25,000	Salary Range: \$25,000 - \$39,999	Salary Range: \$40,000 - \$59,999	Salary Range: 60,000 - \$89,999	Salary Range: \$90,000 and over	
13	Margaret Alderman	Kimberly Groleau	Rey Arteaga	Carleen Bergandi	Ryan Linnig	
14	Amber Bartlett		Jaimie Bazydlo	Donna Gerrard		
15	Lori Brodzik		Joel Foster	Lisa Petersen		
16	Malissa Humphries Camacho		Taylor Hendrix	Jennifer Ring		
17	Jake Doyle		Adam King	Teri Rossman		
18	Francine Creedon		Brooke Larsen			
19	Martin Czernicki		Rachel Savage			
20	Veina Fondroli		Kearsten Zielinski			
21	Monica Joerger					
22	William Juntunen					
23	Audrey Moreno					
24	Matthew Pellican					
25	Jordan Timm					
26	Aaron Victor					
27						
28						
29						
30						
31						
32						
33						
34						
35	Salary Range: Less Than \$25,000	Salary Range: \$25,000 - \$39,999	Salary Range: \$40,000 - \$59,999	Salary Range: \$60,000 and over		
36	Ethan Borelli	Jennifer Krolak	Raymond Seghi			
37	Marion Conerton		Carol Wineinger			
38	Carrie Farit					
39	Vanessa Kelly					
40	Andrew Lampp					
41	Berklee Linnig					
42	Calvin Linnig					
43	Payton Linnig					
44	April Passini					
45	Anna Postula					
46	Ashley Roseman					
47	Tom Stuart					
48	Christopher Wren					
49						
50						
51						
52						
53						

GROSS PAYMENT FOR NON-CERTIFIED PERSONNEL

	A	B	C	D	E
1	Payments over \$2,500, excluding wages and salaries.				
2	<i>This listing must be published in the local newspaper, sent to ISBE, and</i>				
3	<i>retained within your district/joint agreement administrative office for public inspection</i>				
4					
5	Dimmick Community Consolidated School District #175				
6	050-35-0175-04-0000				
7	<u>Person, Firm, or Corporation</u>	<u>Aggregate Amount</u>		<u>Person, Firm, or Corporation</u>	<u>Aggregate Amount</u>
8					
9	Arteaga, Rey	6,750.00		Larson & Darby Group	106,586.68
10	Automatic Fire Systems	5,697.00		LEASE	74,161.84
11	Bergandi, Carleen	4,245.57		Lite Construction	239,644.80
12	Connecting Point Computers	26,654.84		Marco Technologies LLC	2,941.87
13	Corn Belt Energy Corporation	35,270.95		NEC/THIS	19,206.06
14	DC Technology	9,050.00		Nicor Gas	9,154.89
15	Dresbach Distributing Co.	13,576.25		Northern IL University	4,200.00
16	Ficek Electric & Comm.	2,743.56		Oglesby Public Schools	33,787.94
17	First State Bank	369,091.25		POS Remarketing Group	57,405.11
18	Hauser Izzo, Petrarca, Gleason LLC	13,018.00		Pyszka, Bill & Marianne	3,849.56
19	Health Insurance	35,796.59		Robbins Schwartz	3,030.65
20	Hillman Pediatric Therapy	7,099.42		Roz's Snow Removal	11,740.00
21	Hometown National Bank	97,967.98		School Specialty Inc.	7,455.40
22	Hopkins & Associates	7,700.00		Seal Tight Exteriors	80,676.00
23	Hospital Insurance	119,957.74		Stenstrom Excavation & Blacktop	294,020.00
24	Hy-Vee	3,131.14		Tech Teachers	13,200.00
25	Illinois Central School Bus	130,799.67		TRS	14,169.77
26	Illinois Fiber Resources	8,400.00		Wallace Grade School District	53,805.63
27	Imprest Account	8,808.00		Wineinger, Carol	8,062.48
28	IMRF	4,665.61		Wipfil LLP	13,545.00
29	Industrial Pump	3,169.50		Worthington Direct	17,971.04
30	IRS/Soc Sec/Medicare	29,861.34			
31	Kentwood Furniture	21,702.54			
32	Larsen, Brooke	5,760.00			


1	A	B	C	D	E	F
		PAYMENTS TO PERSON, FIRM, OR CORPORATION OF \$1,000 TO \$2,500				
1						
2						
3						
4		<i>This listing must be sent to ISBE and retained within your district/joint agreement administrative office for public inspection.</i>				
5						
6		Dimmick Community Consolidated School District #175				
7		050-35-0175-04-0000				
8						
9		Payments of \$1,000 to \$2,500, excluding wages and salaries				
10						
11		<u>Person, Firm, or Corporation</u>	<u>Aggregate Amount</u>		<u>Person, Firm, or Corporation</u>	<u>Aggregate Amount</u>
12						
13		Bennett Electronic Service	1,253.52			
14		Chapman's Mechanical System	2,240.00			
15		Common Goal Systems	2,234.30			
16		Czernicki, Martin	1,214.40			
17		IL Assoc. of School Board	2,375.00			
18		IXL Learning	1,500.00			
19		Kelly, Vanessa	1,470.00			
20		Learning Technology Center	1,000.00			
21		Leones Polaris	1,381.95			
22		Lifetouch NSS	2,261.85			
23		Limninx Inc	1,282.50			
24		McGraw-Hill School Educ.	1,403.60			
25		Menards - Peru	1,534.00			
26		Moss Enterprises	1,490.00			
27		Music Shoppe	1,426.29			
28		NCS Pearson, Inc.	1,255.57			
29		Petersen, Lisa	1,500.00			
30		Republic Services	1,255.75			
31		ROE Regional Office of Education	1,410.00			
32		Rossmann, Teri	1,920.00			
33		Stalker Sports Floors	1,475.00			
34		Verizon	1,807.69			
35						
36						

	A	B	C	D	E
1	PAYMENTS TO PERSON, FIRM, OR CORPORATION OF \$500 TO \$999				
2					
3	<i>This listing must be retained within your district/joint agreement</i>				
4	<i>administrative office for public inspection.</i>				
5					
6	Dimmick Community Consolidated School District #175				
7	050-35-0175-04-0000				
8					
9	<u>Payments of \$500 to \$999, excluding wages and salaries.</u>				
10					
11	<u>Person, Firm, or Corporation</u>		<u>Aggregate Amount</u>	<u>Person, Firm, or Corporation</u>	<u>Aggregate Amount</u>
12					
13	Amplified IT LLC		552.00		
14	IASA		997.68		
15	IESA		705.00		
16	KAMI		662.00		
17	Kendrick Pest Control		546.00		
18	Larson Elementary School		562.17		
19	LaSalle County Collector		656.44		
20	LaSalle Publishing		854.37		
21	Learning A-Z		632.70		
22	Letterkraft Printers Inc		680.00		
23	Life Insurance		756.00		
24	Newsela Inc		750.00		
25	River City Waste Services		560.65		
26	River Landscaping		500.00		
27	Seesaw Learning		550.00		
28	Shiffler		558.45		
29					
30					
31					
32					
33					
34					
35					
36					

REPORT ON CONTRACTS EXCEEDING \$25,000 AWARDED DURING FY2021

In conformity with sub-section (c) of Section 10-20.44 of the School Code [105 ILCS 5/10-20.44], the following information is required to be submitted in conjunction with submission of the Annual Statement of Affairs [105 ILCS 5/10-17].

INSTRUCTIONS: Double click attached document "Contracts Exceeding \$25,000 Guidance" (pdf) below for additional guidance and definitions.



The schedule below (Items 1-4) must be completed for contracts exceeding \$25,000. Please check box to the right if school district/joint agreement does not have any contracts exceeding \$25,000.





ITEM 1. – Count only contracts where the consideration exceeds \$25,000 over the life of the contract and that were awarded during FY2021 and record the number below in the space provided. Do not include: (1) multi-year contracts awarded prior to FY2021; (2) collective bargaining agreements with district employee groups; and (3) personal services contracts with individual district employees.

ITEM 2. – Aggregate the value of consideration of all contracts included in item 1 and record the dollar amount below in the space provided.

ITEM 3. - Count only contracts where the consideration exceeds \$25,000 over the life of the contract that were awarded during FY2021 to minority, female, disabled or local contractors and record the number below in the space provided. Do not include: (1) multi-year contracts awarded prior to FY2021; (2) collective bargaining agreements with district employee groups; and (3) personal services contracts with individual district employees.

ITEM 4. – Aggregate the value of consideration of all contracts included in item 3 and record the dollar amount below in the space provided.

	A	B	C
1	REPORT ON CONTRACTS EXCEEDING \$25,000 AWARDED DURING FY2021		
2	In conformity with sub-section (c) of Section 10-20.44 of the School Code [105 ILCS 5/10-20.44], the following information is required to be submitted in conjunction with submission of the Annual Statement of Affairs [105 ILCS 5/10-17].		
3	INSTRUCTIONS: Double click attached document "Contracts Exceeding \$25,000 Guidance" (pdf) below for additional guidance and definitions.		
4			
5			
6			
7			
8			
9	<p>The schedule below (Items 1-4) must be completed for contracts exceeding \$25,000. Please check box to the right if school district/joint agreement does not have any contracts exceeding \$25,000.</p> <div style="text-align: right;">  <input data-bbox="852 1711 950 1774" type="checkbox"/> </div>		
10	<p>ITEM 1. – Count only contracts where the consideration exceeds \$25,000 over the life of the contract and that were awarded during FY2021 and record the number below in the space provided. Do not include: (1) multi-year contracts awarded prior to FY2021; (2) collective bargaining agreements with district employee groups; and (3) personal services contracts with individual district employees.</p>		
11			
12	<p>ITEM 2. – Aggregate the value of consideration of all contracts included in item 1 and record the dollar amount below in the space provided.</p>		
13			
14	<p>ITEM 3. - Count only contracts where the consideration exceeds \$25,000 over the life of the contract that were awarded during FY2021 to minority, female, disabled or local contractors and record the number below in the space provided. Do not include: (1) multi-year contracts awarded prior to FY2021; (2) collective bargaining agreements with district employee groups; and (3) personal services contracts with individual district employees.</p>		
15			
16	<p>ITEM 4. – Aggregate the value of consideration of all contracts included in item 3 and record the dollar amount below in the space provided.</p>		
17			
18	1. Total number of all contracts awarded by the school district:		
19	4 <i>(Enter Number Above)</i>		
20	2. Total value of all contracts awarded:		
21	1,591,780 <i>(Enter \$ Amount Above)</i>		
22	3. Total number of contracts awarded to minority owned businesses, female owned businesses, businesses owned by persons with disabilities, and locally owned businesses:		
23	0 <i>(Enter Number Above)</i>		
24	4. Total value of contracts awarded to minority owned businesses, female owned businesses, businesses owned by person with disabilities, and locally owned businesses:		
25	0 <i>(Enter \$ Amount Above)</i>		

**If there are no contracts of this nature, please enter "0" in box to the right.*

